



Step motor Encoder Specification			
Model	MS34-ER	Editor	-
Number	RMF-04000-34-Fx-I2	Date	2025-3-2

1. Encoder Spec.



Type		Specification
Sensor Board	Sensor Type	Magnetic Angle Encoder
	Resolution	4,000PPR~
	Connector	12pin connector(ABZ) , 6pin connector(SPI)
	Type	Incremental
	Size	PCB : OD36Φ , ID16Φ
	I/O	ABZ differential
	Power	5V
Magnet	Polarity	32pole Magnet
	Size	OD36Φ, ID8Φ, 10Φ, 11.5Φ, 15Φ

2. Pin-map

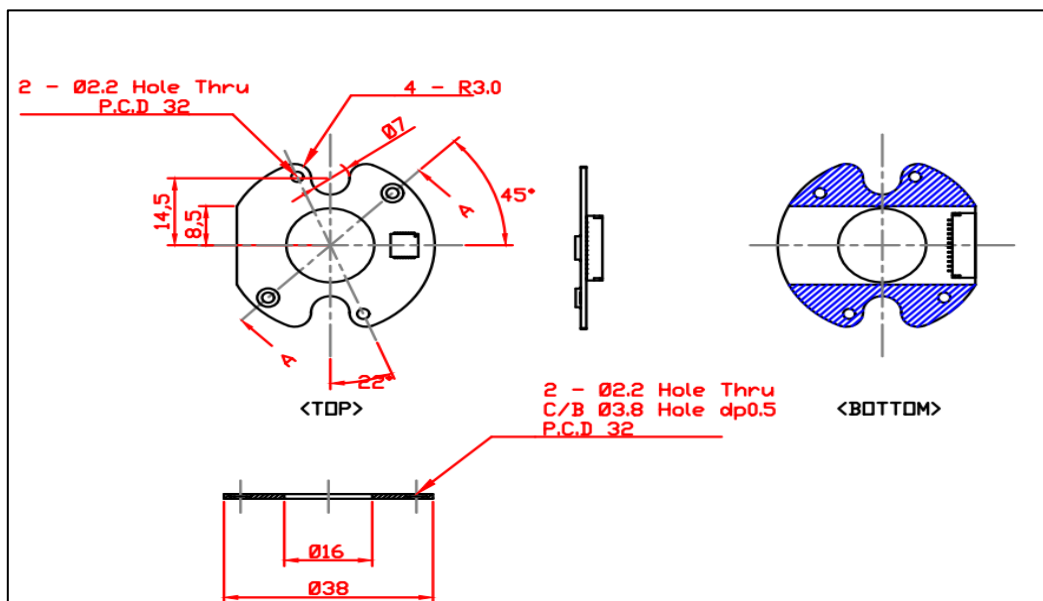


No	Name	Color
1	A	Orange
2	A-	Blue
3	B	Yellow
4	B-	Gray
5	Z	Purple
6	Z-	White
7	VDD	Red
8	GND	Green
9	Reserved	-
10	Reserved	-
11	Reserved	-
12	F.G	Mesh line

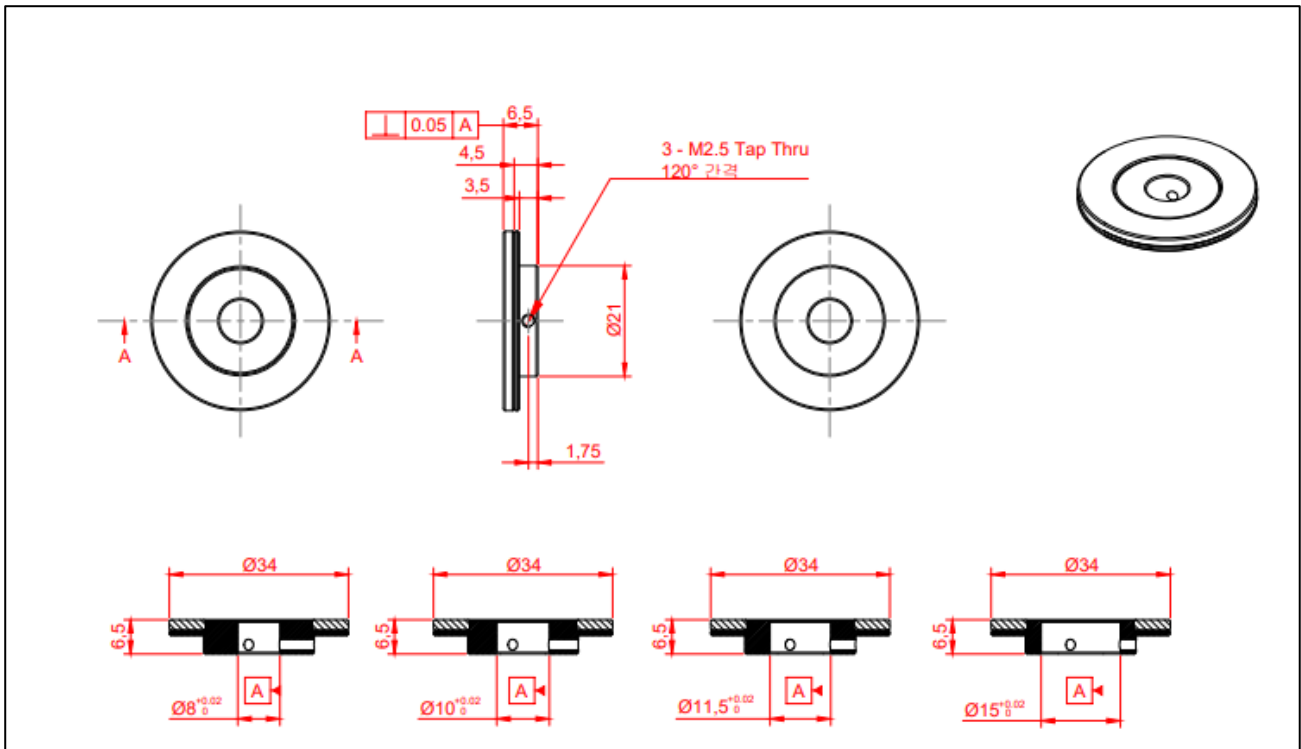
- Connector : SM12B-SRSS-TB(JST)
- Cable : SHR-12B-S (10pin+F.G / 1mm pitch / 28AWG), UL2835

3. Demension

4. 1)PCB



5-2) Magnet Bracket (34PI)



- Magnet Bracket ID 치수 선택가능

5. Delivery list

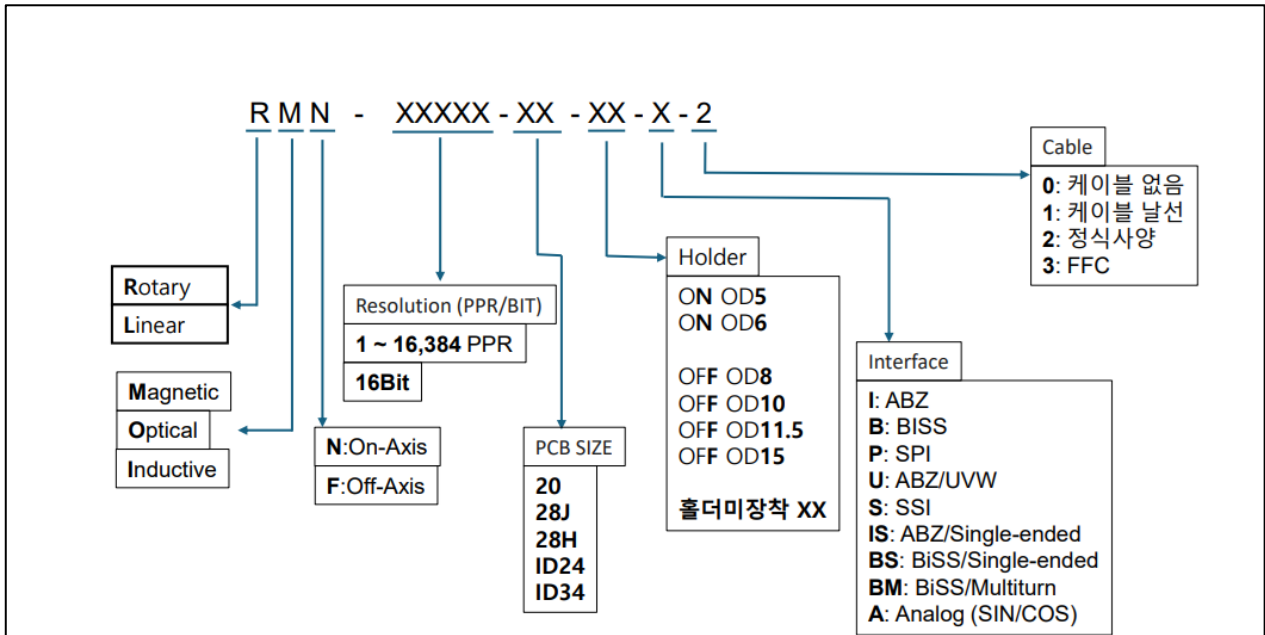
No	Name	Quantity
1	PCB	1ea
2	Magnet	1ea
3	12pin Cable	1ea
5	Screw	M2.5X2.5 무두볼트 2ea M2x3.5 저두볼트 2ea

6. Option

No	Name	Quantity
1	Calibration Tool	1ea
2	Cable	1ea
3	Magnet Bracket	1ea
4	Emulator	1ea

- Emulator 별도구매

7. Naming Rules



8. History

Version	Date	History
Rev 1.0	2025.03.02	Initial release